



Overview

Size (mm)

External Frame 890, 990 x 2095

Frame Extensions

Expanding Side Panels +5-40mm, +50-85mm

Overhead Panels +25-300mm

Single Fire Exit Door

Our Fire Escape Door is a great value option to meet necessary fire regulations and features a prefitted EXIDOR 296 single point panic bar, 4 dog bolts & 3 stainless steel ball bearing hinges.

Pre-hung in their frames these doors are fully galvanised with stainless steel hinges making them suitable for external use.

For practicality to use your fire exit as an entrance, you can also add an outer access device (OAD) with lever handle.

Door Leaf

Door Depth	45mm Thickness
Material & Gauge	0.8mm Galvanised Steel
Insulation	Honeycomb core
Int. Strengthening	None
Door Seal	Nylon Self Adhesive V-Seal

Door Frame

Frame Depth	90mm Depth
Material & Gauge	1.4mm Galvanised Steel
Frame Seal	Nylon Self Adhesive V-Seal
Fixing Points	10 Fixing Points
Insulation	None

Hinge

Hinge Qty & Type	3 Stainless Steel Ball Bearing
Anti-Jemmy Studs	4 pcs

Handles

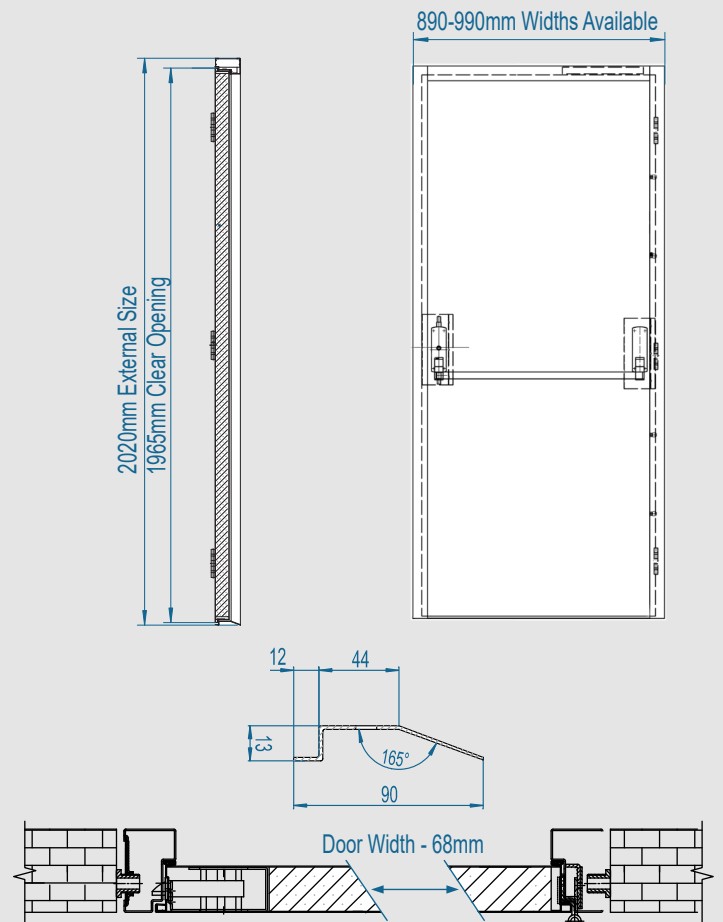
EXIDOR OAD Available

Locks

EXIDOR 294A - Security 2 point push bar

Acoustic & Thermal

Acoustic Value	30dB
U Value	2.88





The doors are perfect for adding additional fire safety to your commercial or industrial premises.

These fire escape doors are fitted with weather & draught-proof seals as standard which ensures that they are built to last, even when exposed to the elements.

If one of our stock sizes isn't suitable we have two frame extension options expanding side frames and over head panels. Easy to fit they help bridge the gap between our stock door sizes and your aperture of required, for the perfect fit.

To add more height to your door we also offer an optional Door Sill which can increase the door height by 30mm and also leave a clean finish.

Customisations Available



For more information please visit our website:
www.lathamsteeldoors.com.au or give us a call on +61 415 310 911